



**Scope 1&2 GHG Emission Reduction Target**

For Scope 1&2 GHG Reduction Target of 20% by 2020:  
22.6% reduction in 2013 and on track



Score: **GREEN**



**Scope 3 GHG Emission Reduction Target**

For Scope 3 GHG Reduction Target of 11.3% by 2020:  
26.5% reduction in 2013 and on track



Score: **GREEN**



**Reduction in Energy Intensity**

Reduction in energy intensity in goal-subject facilities compared with 2003:  
5.4% and not on track



Score: **RED**




**Use of Renewable Energy**

Use of renewable energy as a percent of facility electricity use:  
Total of 17.5% from renewable electricity sources including at least 3.75% from new sources  
(thermal, mechanical, or electric)



Score: **GREEN**



**Reduction in Potable Water Intensity**

Reduction in potable water intensity compared with 2007:  
13.1% and on track for 26% in 2020



Score: **GREEN**




**Reduction in Fleet Petroleum Use**

Reduction in fleet petroleum use compared to 2005:  
63.5% **increase** and not on track



Score: **RED**



**Green Buildings**

Not applicable



Score: **N/A**

# Standards for Success — *Red Standard, Yellow Standard, Green Standard*

## Scope 1&2 GHG Emission Reduction Target



**GREEN:** Achieved its 2013 Sustainability Plan proposed reduction for GHG Scopes 1&2 and is on track to achieve its 2020 target.



**YELLOW:** Achieved at least half of its 2013 Sustainability Plan proposed target for GHG Scopes 1&2.



**RED:** Did not achieve at least half of its 2013 Sustainability Plan proposed target for GHG Scopes 1&2 or did not provide trajectory for 2020.

## Scope 3 GHG Emission Reduction Target



**GREEN:** Achieved its 2013 Sustainability Plan proposed reduction for GHG Scope 3 and is on track to achieve its 2020 target.



**YELLOW:** Achieved at least half of its 2013 Sustainability Plan proposed target for GHG Scope 3.



**RED:** Did not achieve at least half of its 2013 Sustainability Plan proposed target for GHG Scope 3 or did not provide trajectory for FY 2020.

## Reduction in Energy Intensity



**GREEN:** Reduced energy intensity (Btu/GSF\*) in EISA goal-subject facilities by at least 24 percent compared with 2003 and is on track for 30 percent reduction by 2015.



**YELLOW:** Reduced energy intensity (Btu/GSF) in EISA goal-subject facilities by at least 21 percent compared with 2003.



**RED:** Did not reduce energy intensity (Btu/GSF) in EISA goal-subject facilities by at least 21 percent compared with 2003.

## Use of Renewable Energy



**GREEN:** Uses at least 7.5 percent electricity from renewable sources as a percentage of facility electricity use & at least 3.75 percent of facility electricity use comes from new sources (post-1999). (Thermal and mechanical renewable can be included in the 3.75 percent new requirement, but not the 7.5 percent goal; i.e., an agency meets all new sources requirement with thermal or mechanical energy (3.75 percent) but would still need an additional 7.5 percent from renewable electricity sources.)




**YELLOW:** Uses at least 7.5 percent renewable energy from electric, thermal or mechanical sources to power facilities and equipment; but less than half was obtained from new sources (post-1999) or part of the requirement was met with thermal and mechanical renewable energy.



**RED:** Did not use at least 7.5 percent renewable energy from electric, thermal or mechanical sources to power facilities and equipment.

## Reduction in Potable Water Intensity



**GREEN:** Reduced water intensity by at least 12 percent from final approved 2007 baseline and is on track for 26 percent reduction by 2020.



**YELLOW:** Reduced water intensity by at least 10 percent from final approved 2007 baseline.



**RED:** Did not reduce water intensity by at least 10 percent from final approved 2007 baseline.

## Reduction in Fleet Petroleum Use



**GREEN:** Achieved a 16 percent reduction in petroleum use in its entire vehicle fleet compared to 2005 and is on track for 20 percent reduction by 2015.



**YELLOW:** Achieved at least 14 percent reduction in petroleum use in the entire vehicle fleet compared to 2005.



**RED:** Did not achieve at least 14 percent reduction in petroleum use in its entire vehicle fleet since 2005.

## Green Buildings



**GREEN:** Demonstrates implementation of Guiding Principles for Federal Leadership in High Performance and Sustainable Buildings (GP) for new, existing and leased buildings; and is on track to meet 15% goal by 2015 by reporting that at least 11% of buildings >5,000 GSF meet GP as reported in the Federal Real Property Profile (FRPP).



**YELLOW:** Incorporates Guiding Principles into all new design contracts for construction, major renovations and leases and at least 11 percent of GSF of its building inventory over 5,000 GSF meets GP as reported in FRPP.



**RED:** Cannot demonstrate compliance with GP on new construction, major renovations, or leases; and/or less than 11 percent of building inventory, either by number of buildings or GSF, over 5,000 GSF meets GP as reported in FRPP.

\*GSF = Gross Square Footage